



AMARA RAJA
Gotta be a better way

November 14, 2013

National Stock Exchange of India Limited
"Exchange Plaza", Bandra – Kurla Complex
Bandra East
Mumbai – 400 051
Fax No.: (022) 2659 8237/38
E-mail: cm1ist@nse.co.in
Stock Code: AMARAJABAT

BSE Limited
Phiroze Jeejeebhoy Towers
Dalal Street, Fort
Mumbai – 400 001
Fax No.: (022) 2272 3121
E-mail: corp.relations@bseindia.com
Scrip Code: 500008

Dear Sirs,

Sub: Unaudited financial results and limited review report for the quarter and six months ended September 30, 2013

Pursuant to clause 41 of the listing agreement, we wish to inform you that the board of directors of the Company at its meeting held today, have approved the unaudited financial results of the Company for the quarter and six months ended September 30, 2013.

We enclose herewith a copy of the unaudited financial results of the Company for the quarter and six months ended September 30, 2013 accompanied by limited review report thereon by the joint statutory auditors of the Company for your records.

We request you to take on record and acknowledge the same.

Thank you,

Yours faithfully,
For Amara Raja Batteries Limited

M R Rajaram
Company Secretary

Encl.: as above

Part I
Statement of unaudited financial results for the quarter and half year ended 30.09.2013

Rs. in Crores

Sl No.	Particulars	Quarter ended			Half year ended		Year ended
		30.09.2013	30.06.2013	30.09.2012	30.09.2013	30.09.2012	31.03.2013
		Unaudited	Unaudited	Unaudited	Unaudited	Unaudited	Audited
1	Income from operations						
	(a) Net sales/Income from operations (net of excise duty)	804.72	886.85	716.15	1691.57	1403.93	2961.40
	(b) Other operating income	2.40	6.91	4.34	9.31	12.72	19.68
	Total income from operations (net)	807.12	893.76	720.49	1700.88	1416.65	2981.08
2	Expenses						
	a. Cost of materials consumed	511.45	504.77	419.82	1016.22	852.82	1763.89
	b. Purchase of stock-in-trade	24.21	116.38	52.33	140.59	103.85	263.25
	c. Changes in inventories of finished goods, work-in-process and stock-in-trade	(9.43)	(24.23)	1.98	(33.66)	(17.14)	(32.09)
	d. Employee benefits expense	39.15	38.49	30.15	77.64	59.40	126.62
	e. Depreciation and amortisation expense	15.42	14.52	13.20	29.94	26.13	66.10
	f. Other expenses	99.74	112.95	98.31	212.69	180.37	388.20
	Total expenses	680.54	762.88	615.79	1443.42	1205.43	2575.97
3	Profit from operations before other income, finance costs and exceptional items(1-2)	126.58	130.88	104.70	257.46	211.22	405.11
4	Other income	7.37	9.65	7.00	17.02	12.85	26.87
5	Profit from ordinary activities before finance costs and exceptional items (3+4)	133.95	140.53	111.70	274.48	224.07	431.98
6	Finance costs	0.05	0.04	0.57	0.09	0.62	1.00
7	Profit from ordinary activities after finance costs but before exceptional items (5-6)	133.90	140.49	111.13	274.39	223.45	430.98
8	Exceptional items	0.00	0.00	(9.36)	0.00	(9.36)	(9.16)
9	Profit from ordinary activities before tax (7+8)	133.90	140.49	101.77	274.39	214.09	421.82
10	Tax expense	39.32	42.69	31.67	82.01	67.90	135.11
11	Net Profit from ordinary activities after tax (9-10)	94.58	97.80	70.10	192.38	146.19	286.71
12	Extraordinary items	0.00	0.00	0.00	0.00	0.00	0.00
13	Net Profit for the period (11-12)	94.58	97.80	70.10	192.38	146.19	286.71
14	Paid-up equity share capital (Face value Re. 1/- each)	17.08	17.08	17.08	17.08	17.08	17.08
15	Reserve excluding revaluation reserves as per balance sheet of previous accounting year						1042.73
16.i	Basic and diluted earning per share before extraordinary items (of Re. 1/- each) (not annualised)	5.54	5.73	4.11	11.26	8.56	16.78
ii	Basic and diluted earning per share after extraordinary items (of Re. 1/- each) (not annualised)	5.54	5.73	4.11	11.26	8.56	16.78

Part II
Select Information for the quarter ended 30.09.2013

Sl No.	Particulars	Quarter ended			Half year ended		Year ended
		30.09.2013	30.06.2013	30.09.2012	30.09.2013	30.09.2012	31.03.2013
A	PARTICULARS OF SHAREHOLDING						
1	Public shareholding						
	- Number of shares	81,885,048	81,885,048	81,885,048	81,885,048	81,885,048	81,885,048
	- Percentage of shareholding	47.94	47.94	47.94	47.94	47.94	47.94
2	Promoters and Promoter Group Shareholding						
	a) Pledged / Encumbered						
	- Number of shares	2,667,140	2,667,140	4,097,140	2,667,140	4,097,140	3,627,140
	- Percentage of shares (as a % of the total shareholding of promoter and promoter group)	3.00	3.00	4.61	3.00	4.61	4.08
	- Percentage of shares (as a % of the total share capital of the company)	1.56	1.56	2.40	1.56	2.40	2.12
	b) Non - encumbered						
	- Number of shares	86,260,312	86,260,312	84,830,312	86,260,312	84,830,312	85,300,312
	- Percentage of shares (as a % of the total shareholding of promoter and promoter group)	97.00	97.00	95.39	97.00	95.39	95.92
	- Percentage of shares (as a % of the total share capital of the company)	50.50	50.50	49.66	50.50	49.66	49.94



Particulars		Quarter ended 30.09.2013
B	INVESTOR COMPLAINTS	
	Pending at the beginning of the quarter	Nil
	Received during the quarter	4
	Disposed of during the quarter	4
	Remaining unresolved at the end of the quarter	Nil

Statement of Assets and Liabilities

Rs. in Crores

Sl No.	Particulars	As at	As at
		30.09.2013	31.03.2013
		Unaudited	Audited
A	EQUITY AND LIABILITIES		
1	Shareholder's funds		
	a. Share capital	17.08	17.08
	b. Reserves and surplus	1235.12	1042.73
	Sub Total - Shareholders' funds	1252.20	1059.81
2	Non-current liabilities		
	a. Long-term borrowings	77.31	77.31
	b. Deferred tax liabilities (net)	18.25	19.51
	c. Long-term provisions	40.05	37.64
	Sub Total - Non-current liabilities	135.61	134.46
3	Current liabilities		
	a. Short-term borrowings	0.00	9.86
	b. Trade payables	132.97	136.29
	c. Other current liabilities	225.91	180.73
	d. Short-term provisions	280.47	249.32
	Sub Total - Current liabilities	639.35	576.20
	TOTAL - EQUITY AND LIABILITIES	2027.16	1770.47
B	ASSETS		
1	Non-current assets		
	a. Fixed assets	591.55	461.85
	b. Non-current investments	16.08	16.08
	c. Long-term loans and advances	64.52	35.35
	d. Other non-current assets	0.21	0.34
	Sub Total - Non current assets	672.36	513.62
2	Current assets		
	a. Current investments	131.73	0.00
	b. Inventories	375.47	292.85
	c. Trade receivables	423.07	380.68
	d. Cash and cash equivalents	181.57	410.79
	e. Short-term loans and advances	234.09	165.68
	f. Other current assets	8.87	6.85
	Sub Total-Current assets	1354.80	1256.85
	TOTAL - ASSETS	2027.16	1770.47

Notes:

- As the Company's business activity falls within a single primary business segment, viz., "Lead Acid Storage Batteries", the disclosure requirement of AS-17 "Segment Reporting", notified by the Companies (Accounting Standards) Rules, 2006 are not applicable.
- Net sales are net of trade discounts / trade incentives.
- Exceptional item represent net provision for Fuel Surcharge Adjustment claim(s) by Southern Power Distribution Company of Andhra Pradesh Limited for financial years from 2009-10 to 2011-12.
- Previous period/year figures have been re-grouped / re-classified wherever necessary to confirm to current period figures in accordance with the revised Schedule VI.
- The aforementioned results were reviewed by the audit committee and approved by the board of directors at its meeting held on November 14, 2013 and limited review of the same has been carried out by the statutory auditors of the Company as required under clause 41 of the listing agreement.

Prague, Czech Republic
November 14, 2013

Dr. Ramachandra N Galla
Chairman

By Order of the Board

Jayadev Galla
Vice Chairman and
Managing Director

E.PHALGUNA KUMAR & CO.
Chartered Accountants
599/2, Balaji Colony
Tirupati- 517502

CHEVUTURI ASSOCIATES
Chartered Accountants
33-25-33/D
Govindarajulu Street
Suryaraopet,
Vijayawada – 520 002

LIMITED REVIEW REPORT


To

**The Board of Directors,
Amara Raja Batteries Limited,
Karakambadi,
Tirupati.**


We have reviewed the accompanying statements of unaudited financial results of **Amara Raja Batteries Limited** for the quarter ended September 30th, 2013 except for the disclosures regarding 'Public Shareholding' and 'Promoter and Promoter Group Shareholding' which have been traced from disclosures made by the management and have not been audited/reviewed by us. This statement is the responsibility of the Company's Management and has been approved by the Board of Directors. Our responsibility is to issue a report on these financial statements based on our review.

We conducted our review in accordance with the Standard on Review Engagement (SRE) 2410, *Review of Interim Financial Information performed by the Independent Auditor of the Entity* issued by the Institute of Chartered Accountants of India. This standard requires that we plan and perform the review to obtain moderate assurance as to whether the financial statements are free of material misstatement. A review is limited primarily to inquiries of company personnel and analytical procedures applied to financial data and thus provides less assurance than an audit. We have not performed an audit and accordingly, we do not express an audit opinion.

For M/s. E. PHALGUNA KUMAR & CO.



[Handwritten Signature]
PARTNER





E.PHALGUNA KUMAR & CO.
Chartered Accountants
599/2, Balaji Colony
Tirupati- 517502

CHEVUTURI ASSOCIATES
Chartered Accountants
33-25-33/D
Govindarajulu Street
Suryaraopet,
Vijayawada – 520 002


Based on our review conducted as above, nothing has come to our attention that causes us to believe that the accompanying statement of unaudited financial results prepared in accordance with applicable accounting standards and other recognised accounting practices and policies has not disclosed the information required to be disclosed in terms of Clause 41 of the Listing Agreement including the manner in which it is to be disclosed, or that it contains any material misstatement.

For E.Phalguna Kumar & Co,
Chartered Accountants
Firm Reg.No. 002644S


E.Chaitanya
Partner
Membership No. 215621



For Chevuturi Associates
Chartered Accountants
Firm Reg No. 000632S


Raghunadha Rao Balineni
Partner
Membership No. 28105



Place: TIRUPATI
Date: 5-11-2013

Place: VIJAYAWADA
Date: 4-11-2013